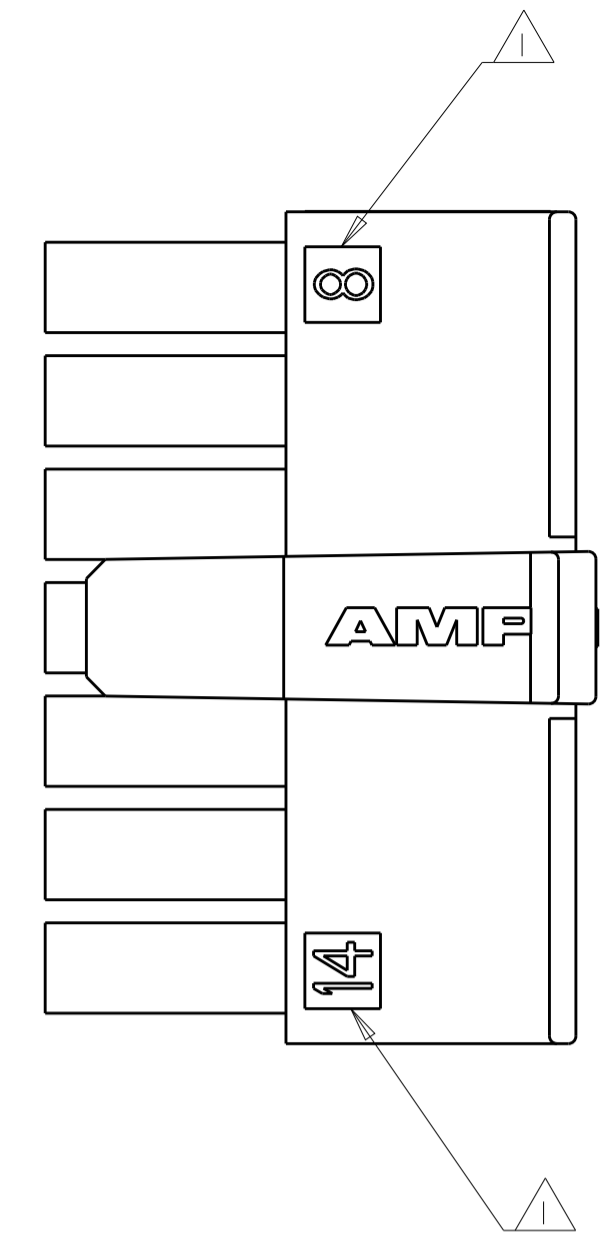
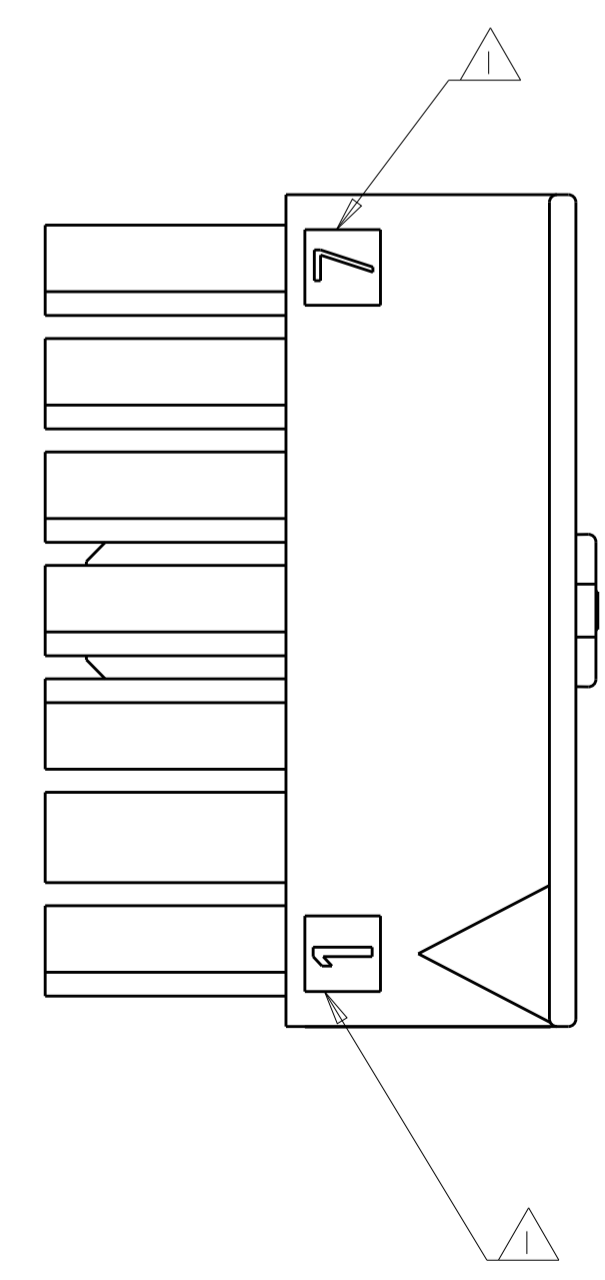
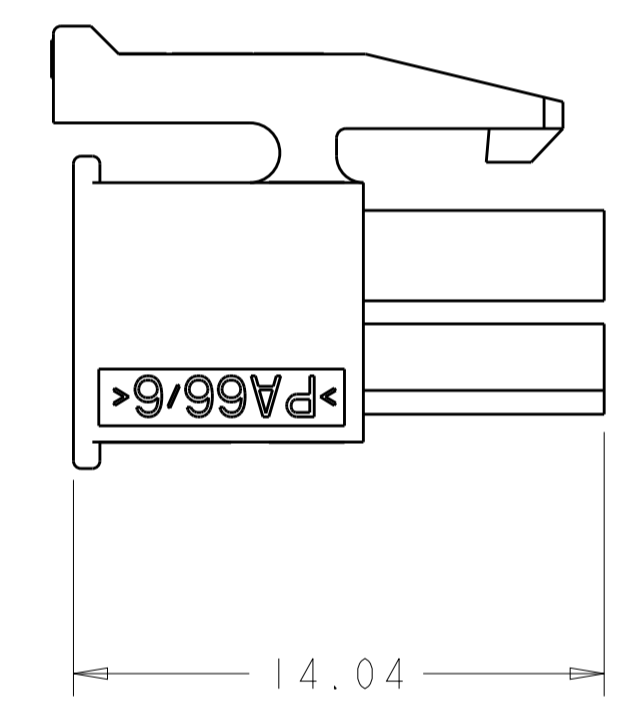
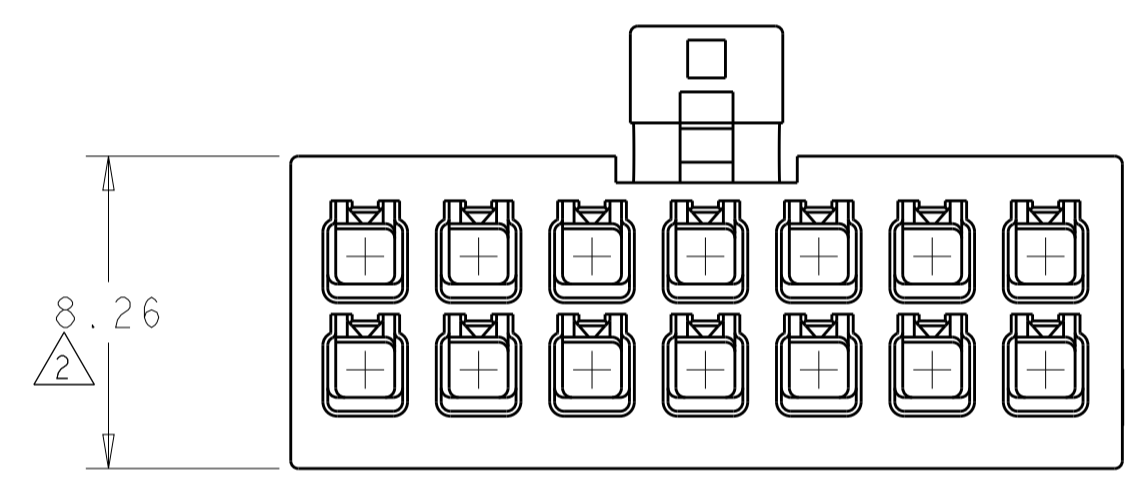
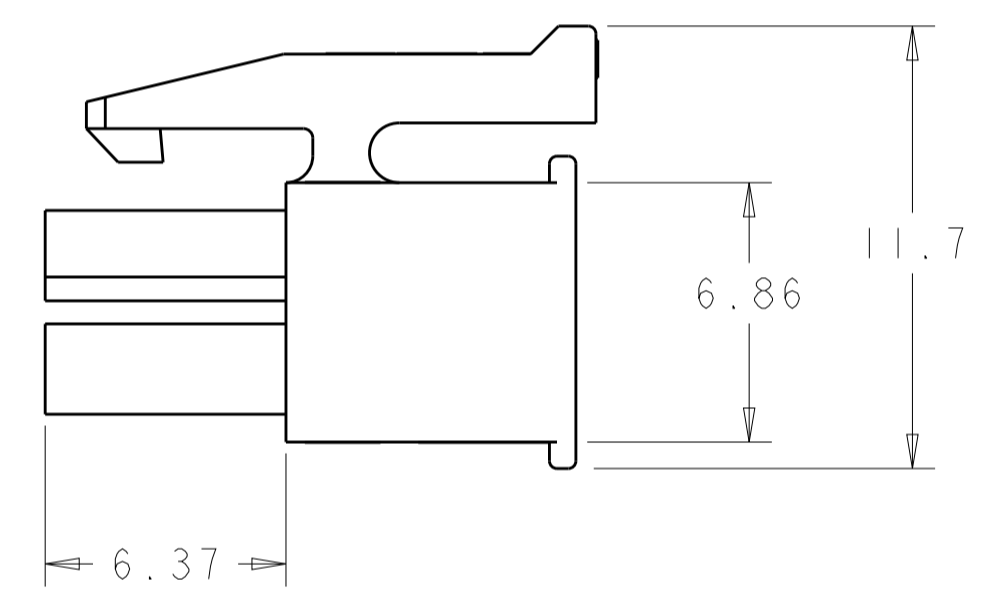
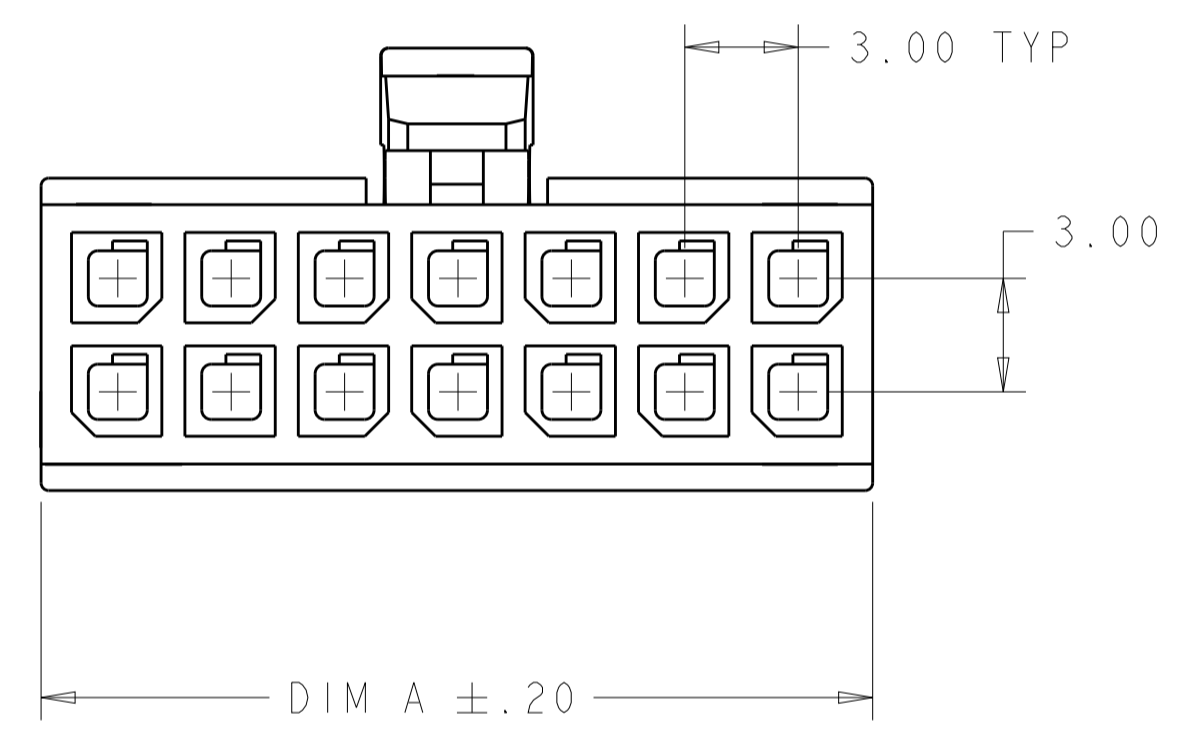


LOC	DIST	REVISIONS					
CM	53	P.	LTH	DESCRIPTION	DATE	DWN	APVD
		E3		REVISED PER ECR-12-015771	11SEP2012	KH	TM
		E4		REVISED PER ECR-13-016336	21OCT2013	AV	RP
		E5		REVISED PER ECR-14-010163	27NOV2014	AV	ZD
		E6		REVISED PER ECR-15-015291	22DEC2015	SC	ZD



- △1 CIRCUIT IDENTIFIER, LOCATED APPROXIMATELY AS SHOWN.
- △2 DIMENSION ONLY 7.56 ON 2 POSITION.
- △3 MATERIAL NYLON66/6 V0 UL94.
- △4 MATERIAL PA6 V0 UL94.
- △5 MATERIAL PA66 V0 GW UL94.
- △6 PRELIMINARY PART NOT RELEASED FOR PRODUCTION.



REMARK	DIM A	NO. OF POS.	PART NUMBER
	10	6	3-794617-6
△5 △6	7	4	3-794617-4
	4	2	3-794617-2
△5	13.00	8	3-794617-8
△4 △6	13.00	8	2-794617-8
	37.00	24	2-794617-4
	34.00	22	2-794617-2
	31.00	20	2-794617-0
	28.00	18	1-794617-8
△3	25.00	16	1-794617-6
	22.00	14	1-794617-4
	19.00	12	1-794617-2
	16.00	10	1-794617-0
	13.00	8	794617-8
	10.00	6	794617-6
	7.00	4	794617-4
△3 △2	4.00	2	794617-2

THIS DRAWING IS A CONTROLLED DOCUMENT. DWN: K. WHITAKER 14OCT1999
 CHK: K. COBLE 14OCT1999
 APVD: K. COBLE 14OCT1999

STE TE Connectivity

NAME: RECEPTACLE HOUSING, 2 TO 24 POSITION, DUAL ROW, MICRO MATE-N-LOK™

PRODUCT SPEC: 108-1836
 APPLICATION SPEC: 114-13000

SIZE: A1 CAGE CODE: 00779 DRAWING NO: 794617

MATERIAL: △3 △4 △5 FINISH: - WEIGHT: -

Customer Drawing SCALE: 5:1 SHEET: 1 OF 1 REV: E6